

A LIMMA

OU BALANCE NATURE YOU BALANC

Preserved nature
Timeless beauty, designed exclusively for you.

WHAT ARE PRESERVED PLANTS?

It's **nature** held in time - **real flowers** and **plants** whose vitality is gently stilled.

Their **sap** is **replaced** with a life-giving **solution**, allowing them to remain supple, vibrant, and elegant **for years**.

**They require no
water, no light, no care - only to exist as quiet,
timeless presences within space.**

STABILISATION PROCESS

(**Manufactory**)



SELECTION & FORM PREPARATION



Only the **finest blooms** and foliage are chosen at their peak - perfect shape, color, and maturity.



**Leaves or petals are gently cleaned
and fixed into the desired geometry
so the plant "holds" its ideal look.**

The background features a complex, abstract composition of glowing, translucent shapes. On the left, there are several overlapping, petal-like or leaf-like structures in shades of orange, red, and yellow, with intricate vein-like patterns. These are set against a dark, almost black background. To the right, there are more ethereal, blue and teal shapes that appear to be part of a larger, more fluid structure. The overall effect is one of dynamic energy and organic complexity.

SAP REPLACEMENT

2

A detailed microscopic image of plant tissue, likely a stem or leaf cross-section. The image shows a complex network of cells with distinct cell walls, forming a honeycomb-like pattern. The color palette is rich, ranging from deep reds and purples to bright oranges and yellows, highlighting the intricate cellular structure and vascular bundles. The text is overlaid in the center of the image.

THROUGH THE STEM'S CAPILLARIES, NATURAL SAP IS GRADUALLY REPLACED WITH A GLYCERIN-BASED PLANT SOLUTION THAT KEEPS TISSUES SUPPLE.



COLOR ADJUSTMENT

Natural tones are enhanced with eco-safe pigments to restore vibrancy or achieve a specific palette.



STABILISATION & FIXING

Controlled drying at stable temperature and humidity allows the solution to lock into the plant's tissues. The structure remains soft, flexible, and natural-looking

FINAL PROTECTION

UV and anti-static treatments are applied for durability. Surfaces stay matte and lifelike — never glossy or artificial.



6

ASSEMBLY

by LIMMA

Preserved elements are composed into cloches, ceramic or stone planters, wall panels, or suspended features.

LIMMA creates timeless botanical design through preserved florals - natural plants transformed to **last for years** without water or care.





**YACHT INTERIORS &
SEA EVENTS**

WHY LIMMA BELONGS ON BOARD:

1

Zero maintenance - no watering, light, or cleaning required

2

No shedding, no scent - perfect for enclosed or climate-controlled spaces

3

Aligned with Feng Shui principles - clear energy paths, lightness, flow

4

Custom-designed to match the yacht's aesthetic
from minimalist to neoclassical



The image shows the interior of a yacht, featuring a dining table with a white tablecloth and a centerpiece of flowers. The ceiling is decorated with a large, hanging floral arrangement. Large windows provide a view of the sea and a coastline. The text is overlaid on the image in white, bold, sans-serif font.

LIMMA INSTALLATIONS ON YACHTS MAY BE:

Integrated into niches, suspended features, or table accents
Enhancing lounge areas, cabins, or open decks





**BOUTIQUES &
DISPLAY WINDOWS**



Pâtisserie Riviera, Monte-Carlo, Monaco, 2025

LIMMA creates botanical displays that speak in stillness, inviting passersby to pause, breathe, and feel.

Using preserved flowers and sculptural plant forms, we design windows and boutique interiors that resonate with the spirit of the brand - not just the season.

**LET NATURE SELL WITHOUT
SAYING A WORD.**

**WHY
BOUTIQUES
CHOOSE
LIMMA:**

**Window displays for
seasonal storytelling**

Niche installations inside concept stores

Product launch backdrops

Countertop florals for ateliers and showrooms


Entry focal points and mood-setting corners



HOTELS & PRIVATE



**FLOREAL ARCHITECTURE FOR
INTUITIVE HOSPITALITY.**

A photograph of a courtyard with a central arched niche, potted plants, and hanging light bulbs. The scene is set in a courtyard with a central arched niche. The walls are a light, textured beige. Two simple, clear glass light bulbs hang from thin black cords. The central archway is filled with a dense arrangement of greenery and small pink flowers. In front of the arch, several potted plants are arranged on a low stone ledge. To the right, a large archway opens up to a view of lush green trees. In the foreground, more potted plants, including ferns, are visible on the left and right sides. The overall atmosphere is warm and natural.

**LIMMA creates stabilized botanical compositions that
are made to endure**
- maintenance-free, time-free, energy-aligned.

**Whether in a historic château or a contemporary hotel,
our florals adapt to the rhythm and spirit of the space.**



LIMMA FOR HOTELS AND PRIVATE:

Lobby focal points
Suites and rooms
Reception desks and lounge tables
Elevators, staircases, restrooms

Terraces and vertical niches
Boutique corners and window displays
SPA, recreation zone
For any private interiors



A modern spa interior featuring a glass-enclosed courtyard. The courtyard contains a rectangular pond with lily pads, surrounded by lush greenery, moss, and large rocks. The spa area includes a wooden bench and a door with vertical slats. The text "BEAUTY STUDIOS & SPA" is overlaid in white, bold, sans-serif font across the center of the image.

BEAUTY STUDIOS & SPA




**SCULPTED BOTANICAL ENERGIES
THAT CLEAR SPACE AND MIND.**

LIMMA floral compositions are created for
beauty studios and spas that value
serenity over spectacle.

Each arrangement is designed not to decorate
— but to support presence, encourage
softness, and bring balance.

Using stabilized flowers and foliage, we shape
spaces that feel alive - but never ask for
attention.



A modern interior space featuring a large, suspended green wall installation with white flowers, a minimalist table, and a potted plant.

EXHIBITION & INSTALLATION ART



IT'S NOT DECORATION.
IT'S A PRESENCE THAT SPEAKS





LIMMA creates botanical installations that exist between sculpture and atmosphere — using preserved plants and florals as architectural material.

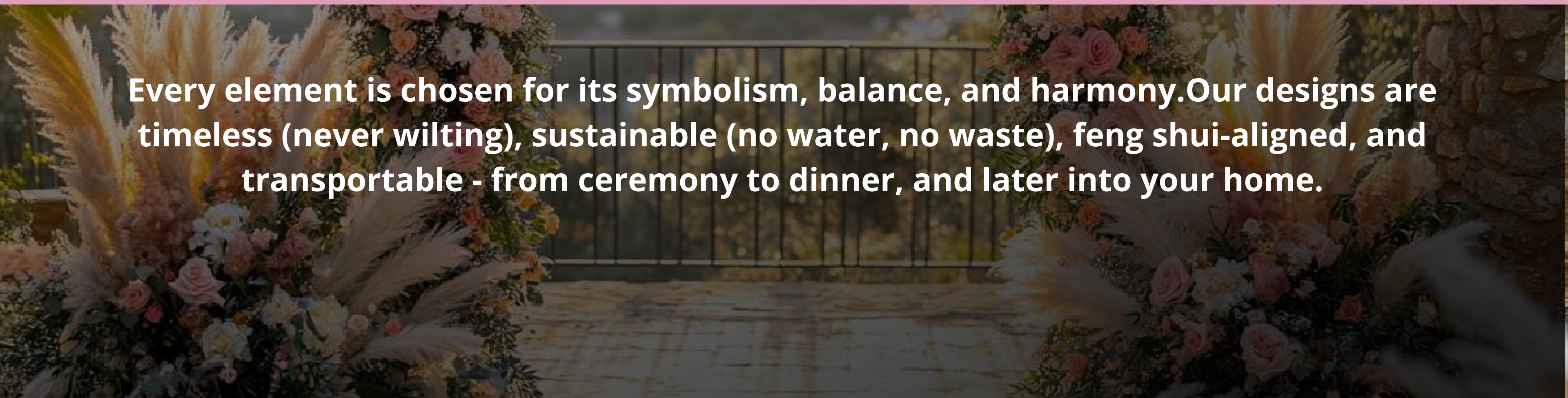
Each piece is a quiet intervention: a way to reshape energy, soften volume, and hold attention without noise.



EVENTS & WEDDINGS



**We create floral architecture that endures:
arches, bouquets, boutonnieres, and
preserved accessories for the bride, groom,
and their closest friends.**



Every element is chosen for its symbolism, balance, and harmony. Our designs are timeless (never wilting), sustainable (no water, no waste), feng shui-aligned, and transportable - from ceremony to dinner, and later into your home.



PROPOSAL





BRIDAL

BRIDAL bouquet by LIMMA "Angel in the sky"





**OFFICES &
CREATIVE STUDIOS**

FENG SHUI-ALIGNED FLORAL DESIGN
TO FOCUS, BALANCE, AND RENEW

**LIMMA floral compositions are designed for places where ideas are born,
decisions are made, and presence matters.
In modern workspaces — whether executive, creative, or healing — visual
clarity is essential.**



Why LIMMA?

Sustainability: no water, no waste,
long-lasting beauty with a lighter footprint.

Harmony: guided by feng shui principles,
every piece supports clarity, balance,
and flow.

Exclusivity: each piece is handcrafted,
uniquely created for you — one of a kind.

A large, sculpted tree with dense, rounded green foliage and a gnarled trunk, set against a light gray background. The tree's branches are thick and twisted, supporting several large, flat-topped, rounded canopies of vibrant green leaves. The overall appearance is that of a well-maintained, possibly drought-tolerant tree, such as a species of pine or cypress. The background is a uniform, light gray, which makes the green of the tree stand out prominently.

WATERLESS TREES AND PLANTS



“Bonsai tree”





The bonsai tree symbolizes longevity according to the principles of Feng Shui. Like our other creations, it can be placed in an auspicious spot in your space, guided by the wisdom of Feng Shui.



Lifesize preserved trees and plant forms for interiors and covered decks — natural presence, **zero watering.**



MATERIALS & CARE:
preserved trunks/foilage, mineral-stabilized media, weighted planters;
keep dry; avoid sun/spray/wind.



A collection of various flowers including pink, white, and red chrysanthemums, hydrangeas, and red berries with green foliage.

FLORAL ART OBJECTS



Sculptural arrangements built from preserved (stabilized) roses and botanicals, designed as long-life centerpieces.



FORMATS:


**glass cloches, ceramic/stone
planters, tabletop centerpieces,
console accents.**

**Best for: dining tables, sideboards,
owner's suites, private lounges.**


gifts





A vertical green wall decoration featuring a variety of mosses in different shades of green, from vibrant lime to deep forest green. Several pieces of light-colored driftwood are arranged horizontally and vertically across the wall. On the left side, there are clusters of small, round, grey-green succulents. The entire wall is framed by a dark wooden border.

GREEN WALL DECOR





MATERIALS & CARE:

preserved moss/foilage/occasional roses on
lightweight panels; no water; dust with soft
brush/air; avoid direct sun



BLOOMING MIRAGE COLLECTION



**These are not mere paintings,
but a flowing stream of
inspiration in three
dimensions.**

“Sweet collapse”

“Overflowing bloom”





GLASS CLOCHE COLLECTION

The Glass Cloche Collection by LIMMA is a curated line of preserved floral sculptures, elegantly displayed under glass domes. Each piece captures a moment of natural beauty — held still in time, like a breath suspended between light and silence.



“Rose unique”



Inspired by Antoine de Saint-Exupéry, The Little Prince

A single, vibrant red rose is the central focus, enclosed within a clear glass dome. The rose's petals are tightly packed and layered, showing a rich, deep red color. The glass dome is set on a light-colored, reflective surface, which creates a clear reflection of the rose and the dome below. The background is a soft, out-of-focus light gray, making the rose and the glass dome stand out prominently. The overall composition is simple and elegant, emphasizing the beauty and uniqueness of the rose.

**"My rose... she is unique in all the world."
- Antoine de Saint-Exupéry, The Little Prince**



**We create unique jewelry
made from natural flowers
that serve as captivating
accents in any look.**

JEWELLERY



From yachts and private residences to boutiques and events, our work unites feng shui balance, sculptural elegance, and enduring presence.

CONTACT US

+33(0)769 935 513

Instagram limmafr

linastabiliz@gmail.com